

# AINSLEE PARK

HDP  
High Definition Porcelain

GLAZED PORCELAIN MATTE FLOOR & CERAMIC GLOSSY WALL TILE



floridatile

# AINSLEE PARK HDP High Definition Porcelain

shown on front: **AIN3W 12.1x24.4** Zebrino Taupe (ceramic glossy wall)

Classic designs paired elegantly with modern formats make Florida Tile's Ainslee Park<sup>HDP</sup> the perfect option for today's easy eclectic spaces. Marble looks feature bold graphics that allow each color to be a standout in the crowded world of interior decor. Glossy ceramic wall and matte porcelain floor tile coordinate beautifully to allow for a continuous design theme throughout any space.

Four distinct colors: Breccia Mist is a cool gray with strong veining of dark smoke and wispy whites. Emperador Beige is a warm sandy neutral with a bright elaborate vein. Calacatta Gold is evocative of its namesake stone featuring a thick gray vein graphic with a subtle gold undertone. Zebrino Taupe is the stunning zenith of this collection with linear veins of cool gray and warm taupe.

Glossy ceramic wall tile in a 12.1x24.4 format nicely complements matte porcelain floor tiles that are available in 3.75x12, 12x12 and 12x24. A diverse selection of mosaics and accessory pieces round out this flexible collection:

- 36-piece mesh-mounted mosaic in Breccia Mist, Calacatta Gold, and Emperador Beige
- 1x6 mesh-mounted, stack mosaic in Zebrino Taupe
- Mesh-mounted, hexagon mosaic featuring a mix of Breccia Mist and Calacatta Gold
- 2x12 wall listellos in metallic tones of Brass or Steel
- Matte, porcelain 3x12 floor bullnose in all colors
- Glossy, ceramic 3x12 wall bullnose and 3x3 wall bullnose corner in all colors

Ainslee Park<sup>HDP</sup> glazed porcelain, matte floor tile is appropriate for most residential and commercial wall, countertop, backsplash, and floor applications. Ainslee Park<sup>HDP</sup> ceramic, glossy wall tile is appropriate for most residential and commercial wall and backsplash applications. With the exception of select trim and ceramic field tile, this line is made in the USA at our Green Squared® certified Advanced Manufacturing Center in Lawrenceburg, KY. It includes pre-consumer recycled content and is GREENGUARD® and Porcelain Tile certified.

below: **AIN10 12x24** Calacatta Gold



# COLOR VARIATION

---

Formats Available: 3.75x12, 12x12, 12x24, 12.1x24.4 (ceramic wall), M122, M1x6STK & M4x4HEX

## CALACATTA GOLD

---



## EMPERADOR BEIGE

---



## ZEBRINO TAUPE

---



## BRECCIA MIST


---




# CALACATTA GOLD




**AIN10 3.75x12**  
Calacatta Gold



**AIN10 12x12**  
Calacatta Gold




**AIN10 12x24**  
Calacatta Gold



**AIN1W 12.1x24.4**  
Calacatta Gold (ceramic glossy wall)



**AIN10/M122**  
Calacatta Gold 36pc Mosaic




**AIN01/L2x12**  
Steel listello (ceramic wall)



**AIN55/M4x4HEX**  
Hexagon Mix  
(Calacatta Gold & Breccia Mist)




# EMPERADOR BEIGE



**AIN20 3.75x12**  
Emperador Beige



**AIN20 12x12**  
Emperador Beige



**AIN20 12x24**  
Emperador Beige



**AIN2W 12.1x24.4**  
Emperador Beige (ceramic glossy wall)



**AIN20/M122**  
Emperador Beige 36pc Mosaic



**AIN00/L2x12**  
Brass listello (ceramic wall)



# ZEBRINO TAUPE



**AIN30 3.75x12**  
Zebrino Taupe



**AIN30 12x12**  
Zebrino Taupe




**AIN30 12x24**  
Zebrino Taupe



**AIN3W 12.1x24.4**  
Zebrino Taupe (ceramic glossy wall)



**AIN30/M1x6STK**  
Zebrino Taupe Stack




**AIN00/L2x12**  
Brass listello (ceramic wall)





# BRECCIA MIST




**AIN40 3.75x12**  
Breccia Mist



**AIN40 12x12**  
Breccia Mist



**AIN40 12x24**  
Breccia Mist



**AIN4W 12.1x24.4**  
Breccia Mist (ceramic glossy wall)



**AIN40/M122**  
Breccia Mist 36pc Mosaic



**AIN01/L2x12**  
Steel listello (ceramic wall)



**AIN55/M4x4HEX**  
Hexagon Mix  
(Calacatta Gold & Breccia Mist)





above: **AIN20 12x24** Emperador Beige

Porcelain Technical Specifications	Results <sup>1</sup>
<b>ANSI® A326.3<sup>2</sup></b>	Interior, Wet Plus (IW+)
<b>Surface Hardness</b>	7 Mohs
<b>Break Strength</b>	≥ 450 lbf. avg.
<b>Water Absorption</b>	≤ 0.5% <sup>3</sup>
<b>Intended Use<sup>4</sup></b>	Residential, Light Commercial & Heavy Commercial

<sup>1</sup> Values are offered in good faith as being accurate and typical of normal production. Due to the natural variation of raw materials and manufacturing processes, the values of the purchased product for any particular installation may vary.

<sup>2</sup> For more information, visit [floridatile.com/productuseclassifications](http://floridatile.com/productuseclassifications).

<sup>3</sup> Average production value.

<sup>4</sup> Please visit [www.floridatile.com/intended-use](http://www.floridatile.com/intended-use) for further details.

Field Tile Nominal Size (in) <sup>1</sup>	Metric (cm)	Pcs./Sq Ft <sup>2</sup>	Thickness <sup>3</sup>	Edge
<b>3.75x12</b>	9.5x30	3.26	8mm	Rectified
<b>12x12</b>	30x30	1	8mm	Pressed
<b>12x24</b>	30x60	.5	9mm	Pressed
<b>12.1x24.4</b> (ceramic wall)	31x62	.5	7mm <sup>4</sup>	Pressed

<sup>1</sup> These values may vary from lot to lot.

<sup>2</sup> These values are based on actual sizes including the grout joint.

<sup>3</sup> May not apply to textured surfaces or tiles with uneven back patterns such as mesh mounted mosaics.

<sup>4</sup> In order to enhance manufacturing efficiencies this product has been modified to a 7mm thickness. During implementation of this modification, some 8.5mm products will remain available. Please confirm the thickness of your product at time of order.

Trim	Shape	SKU	Nominal Size (in) <sup>1</sup>	Metric (cm)
<b>Bullnose</b>		P43C9	3x12	7.5x30
<b>Bullnose</b> (ceramic wall)		S43C9	3x12	7.5x30
<b>Outside Corner<sup>2</sup></b> (ceramic wall)		SN4339	3x3	7.5x7.5

<sup>1</sup> These values may vary from lot to lot.

<sup>2</sup> Outside corner not available in Zebrino Taupe


### Typical Uses

Ainslee Park<sup>HDP</sup> glazed porcelain, matte floor tile is appropriate for most residential and commercial wall, countertop, backsplash and floor applications. Ainslee Park ceramic glossy wall tile is appropriate for most residential and commercial wall and backsplash applications.

Notice: Not all flooring products are suitable for wet areas, specialized applications, or commercial use. Please refer to the American National Standard Specifications for Ceramic Tile (ANSI® A137.1) for ceramic, stone, and glass installation for specific usage and installation information.

This Florida Tile product will contribute to USGBC LEED® points and the ANSI® approved NAHB® Green Building Points.

### Color Variation



**V2 Slight Variation**

Color, texture, and finish variations may occur due to the nature of the product.

### Notes:

Country of origin and other product features and characteristics are subject to change due to manufacturing efficiencies and other factors. See retailer or product packaging to verify country of origin and other product characteristics.

Color reproductions in this printed piece may vary from actual tile colors. Final selection should be made from actual tile samples.



\*porcelain only

[www.floridatile.com](http://www.floridatile.com)