

Linea, *Glazed Ceramic*.

The soft curvilinear evokes a sleek, modern simplicity that is refined and melodic.



anatolia

Linea, *Glazed Ceramic*.

Rhythmic movement  
and harmonic compositions.



## Linea collection


Linea's design, in a striking three-dimensional display, contradicts the standard preception of ceramic tile. Creating the illusion of constant movement, the naturally inspired patterns offer a calm and relaxing atmosphere, from the living room to the board room.

### *Key highlights*

A collection designed to celebrate the classics through modern and original interpretations. In the Linea collection, the traditional white ceramic tile becomes a unique decorative instrument: through a play of bass-reliefs the monochromatic tile creates new surfaces, characterized by three-dimensionality, soft movements and harmonic patterns.


# Patterns at a glance

A balanced mix of creative patterns, rhythmic weaves, and melodic undulations.



Plane


Oblique



Modulation



Prismatic



Amplitude

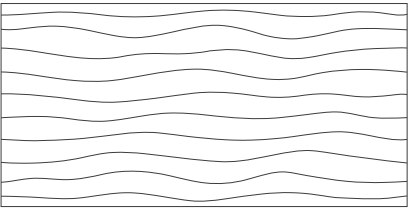
12 x 24 in / 30 x 60 cm image variations

# Formats and finishes at a glance


A dynamic collection of wall tiles available in rectified formats and related quarter rounds.



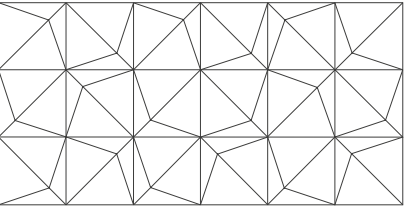
12 x 24 in / 30 x 60 cm  
Plane  
Glossy 4000-0043-1  
Matte 4000-0044-1




12 x 24 in / 30 x 60 cm  
Oblique  
Glossy 4000-0045-1



12 x 24 in / 30 x 60 cm  
Modulation  
Glossy 4000-0046-1



12 x 24 in / 30 x 60 cm  
Prismatic  
Glossy 4000-0047-1



12 x 24 in / 30 x 60 cm  
Amplitude  
Glossy 4000-0048-1

## Trim



12 in / 30 cm  
Quarter Round  
Glossy 4002-0033-1  
Matte 4002-0034-1





12 x 24 in / 30 x 60 cm Linea Amplitude Glossy Rectified Tile  
On the floor: 24 x 48 in / 60 x 120 cm Mjörk Carbon Matte Rectified Tile





12 x 24 in / 30 x 60 cm Linea Amplitude Glossy Rectified Tile  
On the floor: 24 x 48 in / 60 x 120 cm Mjörk Carbon Matte Rectified Tile



*Plane.*  
The simple tone  
of a timeless classic.

*Oblique.*  
The rhythmic imagery  
created by wind and water.



*Modulation.*

A linear bass-relief,  
melodic and versatile  
in its essence.

*Prismatic.*  
Acute volumes  
and vibrant symphonies.



*Amplitude.*  
The gentle musicality  
of movement.

*The Anatolia difference*  
Unmatched elegance and unparalleled perfection.

Anatolia reinvents shapes and design compositions through refined color palettes, innovative graphical refinements and creative reinterpretations of traditional, cultural and trend led inspirations. Meticulous care is taken to enhance a product's formation through graphical and technical improvements at every step of the development and execution process. This leads to the most exquisite and discerning tile collections.







*Technical Performance*  
Avant-garde design and attention to detail.

The goal of Anatolia's design department was to create the utmost elegant and sophisticated product, a perfect blend of functionality and style. New technical aspects, innovative shapes, and a new color palette were designed to represent the vibrant and lively nature of metropolitan city life, inspired by its culture and history.










## Packaging information

Key logistical details including item codes and product specifications.

Linea Product & Packaging Information											
	ACTUAL DIMENSIONS	THICKNESS	WHITE ITEM CODE	LBS BOX	KGS BOX	PCS BOX	SOFT BOX	M² BOX	BXS SKID	SOFT SKID	M² SKID
12 x 24 in / 30 x 60 cm LINEA PLANE MATTE RECTIFIED GLAZED CERAMIC TILE	300 x 600 mm	10 mm	4000-0044-1	56.49	25.62	8	15.5	1.44	32	496	46.08
12 x 24 in / 30 x 60 cm LINEA PLANE GLOSSY RECTIFIED GLAZED CERAMIC TILE	300 x 600 mm	10 mm	4000-0043-1	56.49	25.62	8	15.5	1.44	32	496	46.08
12 x 24 in / 30 x 60 cm LINEA AMPLITUDE GLOSSY RECTIFIED GLAZED CERAMIC TILE	300 x 600 mm	10 mm	4000-0048-1	56.49	25.62	8	15.5	1.44	32	496	46.08
12 x 24 in / 30 x 60 cm LINEA MODULATION GLOSSY RECTIFIED GLAZED CERAMIC TILE	300 x 600 mm	10 mm	4000-0046-1	56.49	25.62	8	15.5	1.44	32	496	46.08
12 x 24 in / 30 x 60 cm LINEA OBLIQUE GLOSSY RECTIFIED GLAZED CERAMIC TILE	300 x 600 mm	10 mm	4000-0045-1	56.49	25.62	8	15.5	1.44	32	496	46.08
12 x 24 in / 30 x 60 cm LINEA PRIZMATIC GLOSSY RECTIFIED GLAZED CERAMIC TILE	300 x 600 mm	10 mm	4000-0047-1	56.49	25.62	8	15.5	1.44	32	496	46.08
TRIM											
12 in / 30 cm LINEA MATTE GLAZED CERAMIC QUARTER ROUND	9 x 300 mm	9 mm	4002-0034-1	6.66	3.02	60	N/A	N/A	45	2700 PCS	2700 PCS
12 in / 30 cm LINEA GLOSSY GLAZED CERAMIC QUARTER ROUND	9 x 300 mm	9 mm	4002-0033-1	6.66	3.02	60	N/A	N/A	45	2700 PCS	2700 PCS

## Technical information

Tile collection performance based on industry standards.

Technical Information			
	WATER ABSORPTION	ANSI / ISO - (%)	10% ≤E ≤16% - P4
	ABRASION RESISTANCE	ANSI / ISO	CLASS 0
	SCRATCH HARDNESS	ANSI / ISO - (Mohs)	4
	BREAKING STRENGTH	ANSI - (lbf) ISO - (N)	>230 >950
	SHADE VARIATION		V1
	SLIP RESISTANCE	ANSI - DCOF (WET) ISO - R VALUE	GLOSSY N/A GLOSSY N/A
	CHEMICAL RESISTANCE	ANSI / ISO	CLASS B
	STAIN RESISTANCE	ANSI ISO	CLASS B CLASS 4
	FROST RESISTANCE	ANSI / ISO	NOT RESISTANT

Test values are based on ANSI / ISO standards according to: ISO 13006 - G - Group BIIIb - EN 14411-G - GROUP BIIIb- ANSI A137.1  
Non-Vitreous P4 Class Variances in test values can occur in different production lots.

## Usage recommendation

Anatolia’s recommendations for suitable applications.

Usage Recommendations*					
		GLOSSY GLAZED CERAMIC		MATTE GLAZED CERAMIC	
APPLICATION		WALL	FLOOR	WALL	FLOOR
INTERIOR	RESIDENTIAL	•		•	
	COMMERCIAL	•		•	
	HEAVY COMMERCIAL				
EXTERIOR	RESIDENTIAL / COMMERCIAL				

\* These recommendations are not defined by ANSI/ISO standards.



# The World of Anatolia

*We are a constellation of people and places. Get in touch.*

CANADA  
TORONTO HEAD OFFICE,  
SHOWROOM AND DISTRIBUTION  
CENTER

8300 Huntington Road  
Vaughan, ON, L4H 4Z6  
Canada

info@anatoliatile.com

Tel: +1 905 771 3800  
Toll free tel: 1 877 311 3434  
Fax: +1 905 771 6300  
Fax: +1 866 324 1838

USA  
SAVANNAH OFFICE, SHOWROOM  
AND DISTRIBUTION CENTER  
Anatolia Tile + Stone (USA) Inc.  
Tel: +1 877 311 3434

SAVANNAH WAREHOUSE #1  
202 International Trade Pkwy  
Port Wentworth, GA, 31407  
USA  
Tel: +1 912 438 5167

SAVANNAH WAREHOUSE #2  
250 International Trade Pkwy  
Port Wentworth, GA, 31407  
USA  
Tel: +1 912 438 5167

TURKEY  
İZMİR OFFICE, SHOWROOM  
AND DISTRIBUTION CENTRE

Aliağa Organize Sanayi Bölgesi  
Çoraklar Mah. 5000 Sk. No: 34  
35800 Aliağa, İzmir,  
Türkiye  
Tel: +90 232 520 7300

REGIONAL OFFICES  
TURKEY  
Oguzhan Mah. Hoca Ahmet Yesevi Cad.  
Ada Plaza No:7 Kat:3 Daire:19  
15300 Bucak, Burdur,  
Türkiye

CHINA  
Room 517 Yi Shu Da Lou Ji Hua 4 Road  
Chan Cheng District, Foshan City  
Guang Dong Province, 528000  
China

INDIA  
206 - Pacific Business Park  
Mahendra Nagar (Part)  
8/A - National High Way  
Morbi, Gujarat, 363642  
India

USA  
Anatolia Tile + Stone (USA) Inc.  
131 Crosslake Park Dr., Suite 203  
 Mooresville, NC, 28117  
USA  
Tel: +1 877 311 3434

## Credits

ART DIRECTION  
AND GRAPHIC DESIGN  
Juma

## Partnerships and Associations



*Discover more at*  
[anatoliatile.com](http://anatoliatile.com)

